


ArcelorMittal Gipuzkoa, S.L.U.
ArcelorMittal Europe – Long Products

CARRETERA MADRID - IRUN, KM. 419
 20212 OLABERRIA (Guipúzcoa)
 TELEF. (943) 80.50.00 - FAX (943) 88.04.04




 ArcelorMittal

MILL TEST CERTIFICATE

OLA P-47820

DISCHARGE ADDRESS		CUSTOMER	
Plesa Anahuac Y Cias, S.A. de C.V. Av. Valle de las Alamedas 66-O Col. S. Francisco Chilpan, Tul MEXICO		Plesa Anahuac Y Cias, S.A. de C.V. Av. Valle de las Alamedas 66-O Col. S. Francisco Chilpan, Tul MEXICO	
SHIPPED AND CERTIFIED BY		CREDIT NUMBER	PORT OF LOADING
ARCELORMITTAL OLABERRIA CARRETERA MADRID - IRUN, KM. 419 20212 OLABERRIA (Guipúzcoa) TELEF. (943) 80.50.00 - FAX (943) 88.04.04			BILBAO, SPAIN
		PORT OF DISCHARGE	VESSEL
		VERACRUZ	THORCO CASSIOPELA
OUR REFERENCE	CONTRACT NUMBER	ORDER NUMBER	DATE
P1704510	01-E-53457 / 1700021708	22346	23/12/2015

El exportador de los productos incluidos en el presente documento,
 Autorización aduanera no.

ARCELORMITTAL GUIPUZKOA, S.L.U. ES/20/0040/03

Declara que, salvo indicación en sentido contrario, estos
 productos gozan de un origen preferencial ESPAÑA

SIZE	LENGTH	BUNDLES	PIECES BUNDLES	TOTAL PIECES	WEIGHT BUNDLES	TOTAL WEIGHT	HEAT
+ / RED							
WF BEAMS 8x18	40'	6	16	96	5226	31.356	162438,162441,162442
WF BEAMS 12x30	40'	5	8	40	4355	21.775	162496,162497,162498, 162499
WF BEAMS 12x40	40'	5	6	30	4355	21.775	162193,162194,162196, 162199
WF BEAMS 12x45	40'	4	6	24	4899	19.596	162191
WF BEAMS 14x30	40'	5	8	40	4355	21.775	162368,162369,162375, 162376,162377
WF BEAMS 14x48	40'	3	6	18	5225	15.675	160332,162210,162211
WF BEAMS 14x53	40'	5	4	20	3846	19.230	162205,162208
WF BEAMS 18x60	40'	6	4	24	4354	26.124	162616,162617
WF BEAMS 21x44	40'	6	6	36	4790	28.740	162236,162237,162238, 162239,162252,162253, 162255
WF BEAMS 18x71	40'	1	3	3	3865	3.865	162604
WF BEAMS 18x71	40'	5	4	20	5153	25.765	162605

TOTAL BUNDLES 51


TOTAL WEIGHT 235.676 Kg.

A02 EN 10204/3.1

CSA G40.21 50W/ASTM A572 G50/A992/A6

(B01/B02/B03) A03

ArcelorMittal Gipuzkoa, S.L.U.
ArcelorMittal Europe – Long Products
 CARRETERA MADRID - IRUN, KM. 419
 20212 OLABERRIA (Guipúzcoa)
 TELEF. (943) 80.50.00 - FAX (943) 88.04.04




MILL TEST CERTIFICATE

OLA P-47820

COLADA HEAT	COMPOSICION QUIMICA (%) CHEMICAL COMPOSITION (%)														CEV			
	C	Mn	Si	P	S	V	Cr	Ni	Mo	Cu	Nb	Sn	Al					
160332	,077	,790	,200	,023	,025	,045	,150	,150	,020	,300	,003	,024	,001	,28				
162191	,085	,730	,190	,022	,020	,049	,150	,170	,026	,360	,003	,027	,001	,29				
162193	,072	,720	,200	,021	,022	,044	,140	,160	,026	,350	,003	,024	,001	,27				
162194	,097	,720	,200	,024	,020	,045	,130	,170	,025	,340	,003	,027	,001	,29				
162196	,095	,670	,180	,029	,020	,055	,150	,160	,023	,320	,003	,026	,001	,28				
162199	,103	,760	,230	,021	,023	,045	,120	,210	,034	,260	,003	,030	,001	,30				
162205	,108	,710	,200	,025	,024	,046	,170	,170	,028	,310	,003	,031	,002	,31				
162208	,100	,710	,180	,019	,020	,046	,120	,150	,023	,300	,003	,027	,001	,29				
162210	,095	,750	,170	,021	,020	,046	,080	,150	,024	,310	,003	,020	,001	,28				
162211	,101	,710	,180	,019	,021	,047	,100	,190	,035	,320	,003	,022	,001	,29				
162236	,095	,740	,180	,020	,025	,046	,140	,200	,032	,330	,003	,022	,001	,29				
162237	,102	,700	,180	,020	,020	,046	,130	,170	,023	,400	,003	,022	,001	,30				
162238	,103	,720	,190	,025	,022	,046	,140	,160	,022	,370	,003	,023	,001	,30				
162239	,110	,740	,160	,022	,020	,044	,140	,140	,022	,340	,003	,024	,001	,31				
162252	,088	,750	,200	,018	,020	,047	,140	,210	,043	,330	,003	,028	,001	,30				
162253	,089	,780	,190	,020	,023	,047	,180	,210	,036	,310	,003	,022	,001	,31				
162255	,097	,740	,220	,022	,023	,044	,230	,210	,036	,330	,003	,021	,003	,32				
162368	,090	,730	,180	,021	,020	,045	,140	,150	,028	,370	,003	,026	,001	,29				
162369	,096	,720	,180	,020	,022	,043	,110	,190	,032	,380	,003	,026	,001	,29				
162375	,074	,730	,190	,024	,020	,044	,180	,160	,032	,400	,003	,027	,001	,28				
162376	,087	,710	,180	,023	,021	,041	,160	,160	,028	,420	,003	,026	,001	,29				
162377	,091	,760	,190	,024	,021	,041	,200	,150	,030	,390	,003	,024	,001	,31				
162438	,088	,880	,230	,033	,019	,049	,260	,160	,030	,370	,003	,026	,001	,34				
162441	,096	,820	,200	,021	,020	,049	,250	,200	,039	,320	,003	,023	,001	,33				
162442	,091	,810	,210	,022	,022	,047	,240	,200	,035	,330	,003	,020	,001	,33				
162496	,099	,740	,180	,019	,020	,043	,140	,200	,036	,370	,003	,032	,003	,30				
162497	,096	,730	,210	,021	,023	,044	,150	,180	,031	,350	,003	,029	,001	,30				
162498	,092	,710	,200	,026	,020	,045	,160	,160	,033	,320	,003	,031	,002	,29				
162499	,087	,710	,200	,028	,022	,045	,180	,190	,030	,330	,003	,022	,002	,29				
162604	,098	,720	,180	,018	,023	,047	,130	,160	,035	,340	,003	,018	,001	,29				
162605	,096	,730	,160	,019	,021	,043	,130	,150	,031	,310	,003	,020	,001	,29				
162616	,094	,700	,190	,022	,022	,044	,160	,140	,026	,320	,003	,020	,002	,29				
162617	,092	,710	,170	,022	,022	,045	,180	,180	,025	,320	,003	,021	,002	,29				

MATERIAL SIZE	COLADA HEAT	PROPIEDADES MECANICAS MECHANICAL PROPERTIES					
		ReH MPa		Rm MPa		A% LO=8"	
B11	B08	C11		C12		C13	
W-12x30	162496	387	375	499	500	22,3	22,2
W-12x30	162497	380	364	502	482	22,3	22,4
W-12x30	162498	380	364	510	489	22,2	21,9
W-12x30	162499	376	366	507	486	23,9	23,3
W-12x40	162193	364	350	481	483	22,8	22,7
W-12x40	162194	389	376	512	501	23,	22,2
W-12x40	162196	393	379	499	489	25,2	24,6
W-12x40	162199	409	408	496	489	22,5	21,9
W-12x45	162191	371	368	486	483	23,9	23,7
W-14x30	162368	393	386	522	506	22,2	22,
W-14x30	162369	396	390	524	500	22,1	22,

ArcelorMittal Gipuzkoa, S.L.U.
ArcelorMittal Europe – Long Products
 CARRETERA MADRID - IRUN, KM. 419
 20212 OLABERRIA (Guipúzcoa)
 TELEF. (943) 80.50.00 - FAX (943) 88.04.04



MILL TEST CERTIFICATE

OLA P-47820

MATERIAL SIZE	COLADA HEAT	PROPIEDADES MECANICAS MECHANICAL PROPERTIES					
		ReH MPa		Rm MPa		A% L0=8"	
B11	B06	C11		C12		C13	
W-14x30	162375	391	379	512	504	22,8	22,3
W-14x30	162376	393	389	513	499	22,6	22,4
W-14x30	162377	384	380	510	500	22,7	22,6
W-14x48	160332	375	363	496	485	29,1	28,8
W-14x48	162210	378	380	498	491	22,1	22,2
W-14x48	162211	371	379	495	499	22,6	22,6
W-14x53	162205	374	359	483	479	24,1	23,9
W-14x53	162208	359	357	482	480	22,5	22,3
W-18x60	162616	385	377	485	474	24,6	23,9
W-18x60	162617	368	368	484	480	25,7	25,4
W-18x71	162604	367	359	483	477	22,7	22,5
W-18x71	162605	373	359	489	473	28,2	27,6
W-21x44	162236	383	368	501	489	22,2	22,
W-21x44	162237	384	374	517	507	22,1	22,
W-21x44	162238	413	407	523	511	22,2	21,8
W-21x44	162239	395	388	519	510	22,6	22,1
W-21x44	162252	405	391	503	496	24,5	23,9
W-21x44	162253	395	385	509	497	22,1	22,
W-21x44	162255	384	375	501	493	24,4	24,1
W-8x18	162438	394	392	517	508	23,	22,8
W-8x18	162441	417	406	547	532	22,9	22,6
W-8x18	162442	446	438	560	559	22,3	22,1

33 análisis

D01: Certificamos que los aceros arriba indicados han sido satisfactoriamente probados de acuerdo con la especificación.
 B06: Marca AMO

Responsable del Departamento de Calidad Z01

Lorenzo Zabala